

Thermodynamic study of the process of micellization of long chain alkyl pyridinium salts in aqueous solution

J. J. Galán · J. R. Rodríguez

Received: 4 June 2009 / Accepted: 22 July 2009 / Published online: 28 August 2009
© Akadémiai Kiadó, Budapest, Hungary 2009

Abstract The molality dependence of specific conductivity of pentadecyl bromide, cetylpyridinium bromide and cetylpyridinium chloride in aqueous solutions has been studied in the temperature range of 30–45 °C. The critical micelle concentration (cmc) and ionization degree of the micelles, β , were determined directly from the experimental data. Thermal parameters, such as standard Gibbs free energy ΔG_m^0 , enthalpy ΔH_m^0 and entropy ΔS_m^0 , of micellization were estimated by assuming that the system conforms to the pseudo-phase separation model. The change in heat capacity on micellization ΔC_p , was estimated from the temperature dependence of ΔH_m^0 . An enthalpy–entropy compensation phenomenon for the studied system has been found.

Keywords Pentadecylpyridinium bromide · Cetylpyridinium bromide · Cetylpyridinium chloride · Conductivity · Critical micelle concentration · Enthalpy, entropy and standard Gibbs free energy of micellization · Heat capacity · Temperature dependence

Introduction

The formation of micelles by surfactants is a cooperative process. This process occurs above a certain concentration, the critical micelle concentration (cmc). Cmc value can be modified by ionic and non-ionic additives, changing the temperature or pH of the solution [1]. In previous papers we have estimated the thermal parameters related to the self-association process of several pyridinium salts with different counterions [2, 3]. In the present work we report the results of our conductivity measurements of pentadecylpyridinium bromide (C15PBr), cetylpyridinium bromide (C16PBr) and cetylpyridinium chloride (C16PCl) in aqueous solutions at different temperatures, in order to characterize these systems thermodynamically.

The importance of cationic surfactants is due, among other reasons, to their bacteriostatic properties, and so they have been introduced into several commodities, such as cosmetics and germicides [4]. More recently, they have been applied in such diverse fields as phase transfer catalysis [5] and the production of silica-based mesoporous materials [6]. They are being used in systems with nucleic acid [7] and biological system [8].

In particular, long chain pyridinium-based surfactants are involved in semiconductor techniques in order to obtain materials with high cubic pore order [9]. They also are used in medical research because pyridinium compounds were found to be essentially non-toxic towards cells [10]. Some pyridinium aggregates are useful as dyes, such as styryl pyridinium for example, these cationic dyes interacting with membranes and they can be used as membrane probes [11].

The three pyridinium salts chosen can play an important role in research as mentioned above. However, it is necessary to know their fundamental properties on micellization. For that purpose, thermal parameters associated with

J. J. Galán (✉)

Department of Energía y Propulsión Marina, University of La Coruña, ETS Ingenieros de Caminos, Canales y Puertos, Campus de Elviña, 15071 La Coruña, Spain
e-mail: jgalan@udc.es

J. R. Rodríguez

Nanomaterials and Soft Matter Group, Department of Physics of Condensed Matter, Faculty of Physics, University of Santiago de Compostela, Campus Sur s/n, 15782 Santiago de Compostela, Spain

micellization were estimated, because they thus enable us to know the principles governing the formation of micelles [12] and so to know the suitable application of each one. Thermodynamic functions were estimated taking into account the dependence with temperature of cmc, as well as the degree of ionization of the micelles, β , by assuming a pseudo phase separation model.

Experimental

Pentadecypyridinium bromide was synthesized, personally, by Dr Czapkiewicz from Jagiellonian University, Krakow, Poland in the following way:

A mixture of pentadecyl bromide (0.1 mole), provided by Koch-Light Ltd., and pyridine (0.15 mole) in 100 cm³ of ethanol (99.5%) was boiled off in a 250 cm³ flask. The vessel was then stopped and transferred to a thermostat set at a temperature of 78 °C. The mixture was kept in the thermostat for three days. The solvent was removed in a rotatory vacuum evaporator, the residue being then treated with 50 cm³ of butanone-2, which was subsequently evaporated off thus enabling the removal of traces of ethanol and pyridine. The residue was dissolved in acetone and the solution kept in a refrigerator. The crystalline crop was filtered off and purified by repeated recrystallization from acetone-diethyl ether mixtures. The product was dried in air and then in a vacuum pistol over P₂O₅.

C16PBr and C16PCL were provided as a monohydrate by Aldrich with 98% purity and used without further purification. All solutions were prepared by mass, using distilled and de-gassed water with conductivity below 3 μScm^{-1} . The concentrations are expressed as moles of solute per kg of solvent, that is, molality.

Conductivity measurements were carried out with a Wheatstone bridge conductometer (CM-177 Kyoto Electronics and cell type K-212 Kyoto Electronics). The cell constant was determined by calibration with several concentrations of KCl solutions, using the procedure suggested by Monk [13]. All measurements were carried out in a thermostat bath (Polysciencie 9010) maintaining the temperature constant to within ± 0.05 °C.

Results and discussion

As expected, it was not easy to find data about C15PBr. Apart from the results at 25 °C provided by Skerjanc et al. [14], other data were unavailable, so we estimated the Krafft temperature in regard to this compound. For this purpose; an oversaturated water solution of C15PBr was prepared at < 4 °C; afterwards, the specific conductivity of this solution was measured as against temperature,

maintaining constant the concentration of C15PBr into the water solution. An inflection point was found around 16 °C. This result can be seen more clearly by representing conductivity derivative as against temperature. Figure 1 shows both. According to this result, we decided to start measurement of specific conductivity measurements as against molality for this salt solution at 17 °C.

Cmc was determined by the usual conductivity method from the intersection of two linear fits above and below the critical point in the specific conductivity against molality plots. Figure 2 shows the molar conductivity against the root square of concentration of C15PBr in water at 25 °C. For this temperature, cmc reaches a value of 1.36 mmolal, which is in concordance with 0.0013 mol L⁻¹ by Skerjanc et al. [14].

All values of cmc vs temperature for C15PBr and C16Br are shown in Fig. 3a and b, respectively; as for other cationic surfactants, a typical U-shaped curve appeared in the plot. In the present case only one branch can be appreciated because of the high Krafft temperature value for both of them.

The same procedure was followed for C16PBr solutions, this salt has low solubility in water at room temperature; Krafft point was located above 25 °C. Skerjanc et al. [14], Fujio et al. [15], Gharibi et al. [16] and Ghosh and Roy [12] reported data on cmc values at different temperatures. In Table 1 we compare our results with bibliographical data.

From data in Table 1, two important facts must be pointed out: the first aspect is that Skerjanc et al. obtain results at 25 °C while the rest of the authors give values at higher temperatures, in better concordance with our findings about Krafft temperatures above 25 °C; the second is the lack of agreement between data of the cmc for C16PBr reported by Ghosh and Roy [12] and rest values reported by others for the same parameter and compound.

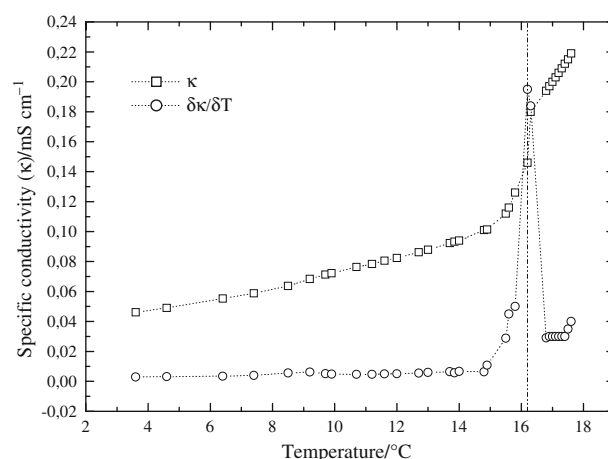


Fig. 1 Specific conductivity and its derivative versus temperature for C15PBr

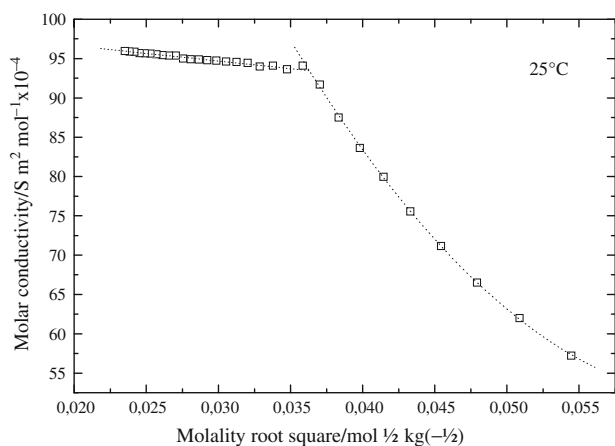


Fig. 2 Molar conductivity versus square root of molality for C15PBr

CMC values for C16PBr in water solutions in the range of 15–40 °C were obtained using the same procedure. The results can be observed in Fig. 4.

We obtained a value of $9.6 \times 10^{-4} \text{ mol kg}^{-1}$ at 25 °C, which is in agreement with bibliographical data: Malsch and Hartley [17] reported $9 \times 10^{-4} \text{ mol dm}^{-3}$ and Molinero et al. [18] $1 \times 10^{-3} \text{ mol L}^{-1}$ for the same temperature. The values of cmc vs temperature for the water solutions for C16PBr also have a U-shaped plot, with a minimum at $T = T_m$. This means that the pyridinic head group has no influence on the behaviour of the cationic surfactants. According to Chen et al. [19], the minimum, T_m , is a consequence of two opposite effects:

- The decrease in the hydration of the ionic head group with temperature which leads to growth of hydrophobicity of the surfactant and hence lowering of cmc, and
- The breakdown of the structure of the water, which leads to a decrease in hydrophobic interactions and hence to an increase in cmc value.

Comparing our results for C16PBr and C16PBr water solutions, it can be observed that the substitution of the bromide anion by the more hydrophilic chloride leads to an increase in cmc by a factor of approximately 1.3.

In previous papers, we reported values of cmc for the C12PBr and C14PBr in water solutions [2, 20]. We plotted

Table 1 Comparative values of cmc for C16PBr

Author	CMC (C16PBr)
Skerjanc et al. [14] (25 °C) (mol L^{-1})	6.4×10^{-4}
Fujio et al. [15] (35°) (mol L^{-1})	8.15×10^{-4}
Gharibi et al. [16] (30, 35 °C) (mol L^{-1})	7.0×10^{-4} ; 7.6×10^{-4}
Ghosh and Roy [12] (35, 45, 55, 65 °C) (mol L^{-1})	1.74×10^{-3} ; 1.40×10^{-3} ; 1.35×10^{-3} ; 1.20×10^{-3}
Current work (30, 35, 40, 45 °C) (mol kg^{-1})	7.00×10^{-4} ; 7.24×10^{-4} ; 7.6×10^{-4} ; 8.27×10^{-4}

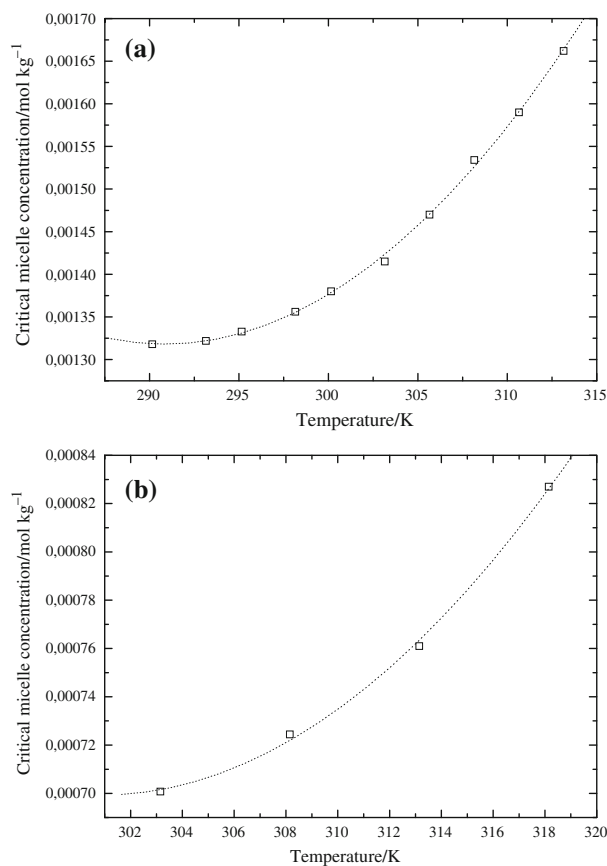


Fig. 3 a Temperature dependence of cmc for C15PBr. b Temperature dependence of cmc for C16PBr

the ratio of cmc and cmc_m , that is, the minimum value of cmc for each salt, for all of them in Fig. 5.

T_m seems to fall with the growth of hydrophobic chain length: this behaviour was observed by Zielinsky et al. [21] for alkyltrimethyl ammonium bromide, by Chen et al. [19] for some non ionic surfactants and by González-Pérez et al. [22] for alkyldimethyl-benzylammonium bromide.

The ionization degree, β , of the micelles has been calculated as the ratio of the slopes of two intersecting lines on the conductivity versus molality plots. The values obtained for β for C15PBr and C16PBr at 35 °C amount to 0.32 and 0.33 respectively, and 0.49 for C16PBr at the same temperature. The expected linear dependence between the ionization degree of the micelles and the temperature is

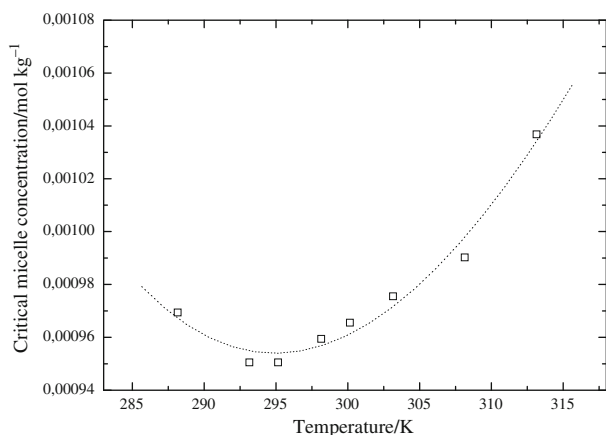


Fig. 4 Temperature dependence of cmc for C16PCL

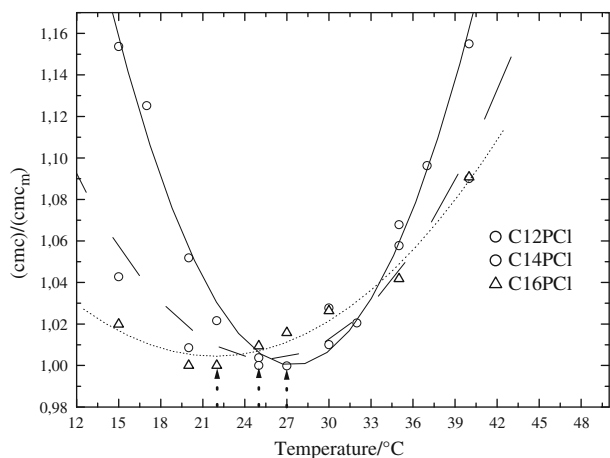


Fig. 5 Temperature dependence of cmc for C12, C14 and C16PCL

shown in Fig. 6 for C15PBr, C16PBr and C16PCL solutions. This behaviour is to be expected, because the higher temperature is the higher thermal agitation is and the counter ion is easily dissociated from the micelle.

Thermodynamic quantities of micellization such as Gibbs free energy ΔG_m^0 , enthalpy ΔH_m^0 , and entropy ΔS_m^0 , can be derived from the temperature dependence of cmc, and β on basis of the pseudo-phase separation model [23]. According to this model the relationships between thermal functions and micellization parameters are as follows:

$$\Delta G_m^0 = (2 - \beta)RT \ln \chi_{cmc} \quad (1)$$

$$\Delta H_m^0 = \left[\frac{\partial(\Delta G_m^0)}{\partial(1/T)} \right] \quad (2)$$

$$\Delta S_m^0 = \frac{\Delta H_m^0 - \Delta G_m^0}{T} \quad (3)$$

where χ_{cmc} is the molar fraction of the surfactant solution at cmc. The temperature dependence of β and $\ln \chi_{cmc}$ were

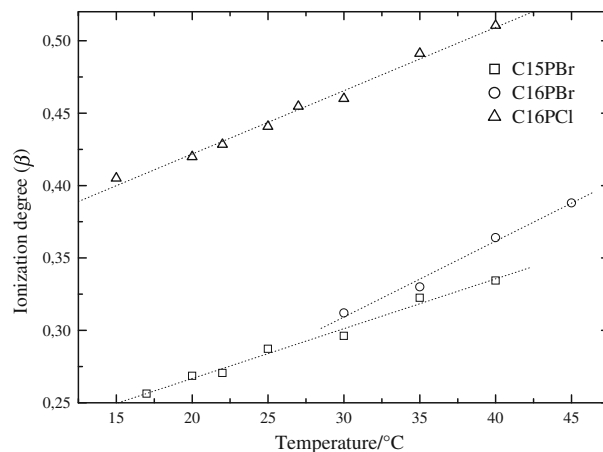


Fig. 6 Ionization degree versus temperature for C15PBr, C16PBr and C16PCL

fitted to a first and second order polynomial curve, respectively, to obtain relevant values from Eqs. 1, 2 and 3. Figure 7a, b, c shows the plots of the thermal functions versus temperature for the solutions of C15PBr, C16PBr and C16PCL, respectively. As can be seen, ΔG_m^0 is negative in the whole temperature and concentrations range studied, which means that micellization is a spontaneous process in this temperature range and for the concentrations studied.

Using the results for alkyipyridinium bromides and chlorides reported by us [2, 3, 20], a variation of ΔG_m^0 with the carbon number can be estimated (Fig. 8).

The slopes have values of $-2,100 \text{ J mol}^{-1}$ for chlorides halides and $-2,500 \text{ J mol}^{-1}$ for bromides halides, which suggest that the counter ion fails to have a significant influence on ΔG_m^0 per CH_2 group.

According to the data of the variation of standard enthalpy of micellization showed in Fig. 7a-c micellization is an exothermic process in the whole range of temperature studied, and the more exothermic it is, the longer the hydrocarbon chain.

The change in heat capacity of the surfactant upon micellization can be estimated from data of $\Delta C_{p,m}^0$, using the following relationship:

$$\Delta C_{p,m}^0 = \left(\frac{\partial \Delta H_m^0}{\partial T} \right)_p \quad (4)$$

The results yield a value of $-1,330$ and $-1,620 \text{ J mol}^{-1} \text{ K}^{-1}$ for C15PBr and C16PBr respectively and $-810 \text{ J mol}^{-1} \text{ K}^{-1}$ for C16PCL. Some authors [24–26] prefer not to take into account the ionization degree of the micelles, because the results give a better agreement with calorimetric data. In our case, such an approach leads to $\Delta C_{p,m}^0$ value of -690 , -1110 and $-380 \text{ J mol}^{-1} \text{ K}^{-1}$ respectively. From the values of ΔS_m^0 listed in Fig. 7a-c, we

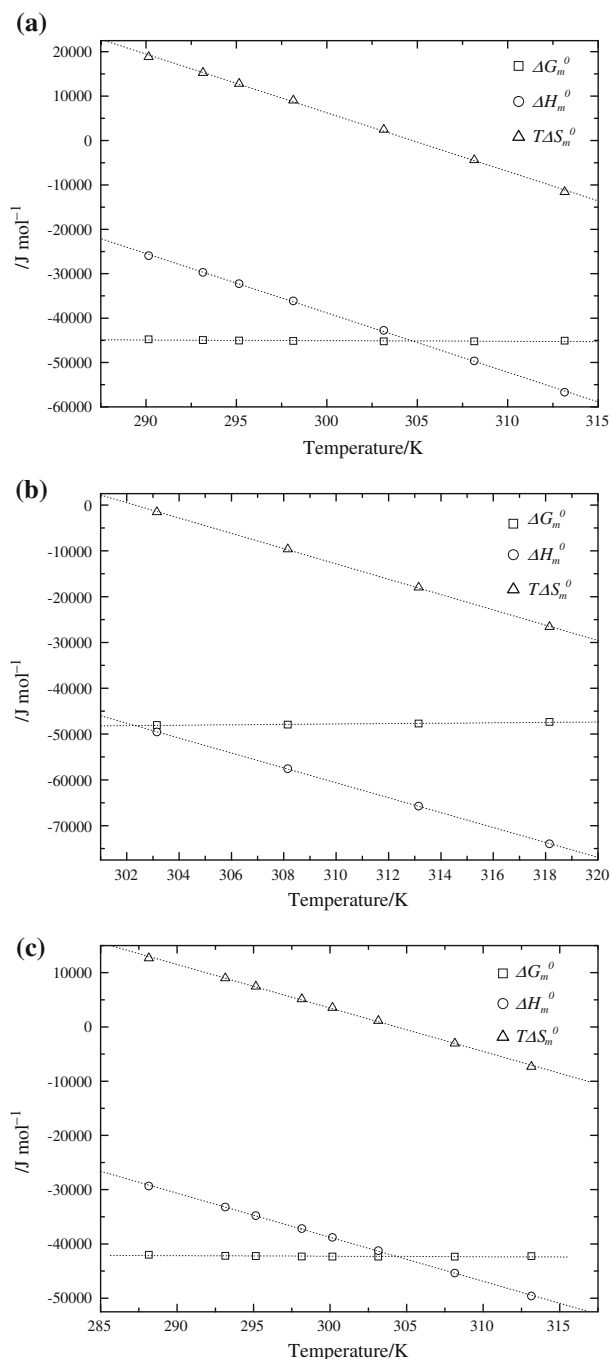


Fig. 7 **a** Temperature dependence of ΔG_m^0 , ΔH_m^0 and ΔS_m^0 for C15PBr. **b** Temperature dependence of ΔG_m^0 , ΔH_m^0 and ΔS_m^0 for C16PBr. **c** Temperature dependence of ΔG_m^0 , ΔH_m^0 and ΔS_m^0 for C16PCL

can assert that in the micellization process the order increases with temperature.

Several chemical processes show a linear relationship between ΔH_m^0 and ΔS_m^0 .

This phenomenon is known as enthalpy–entropy compensation [19–26] and, in general, the compensation effect can be described by the relationship:

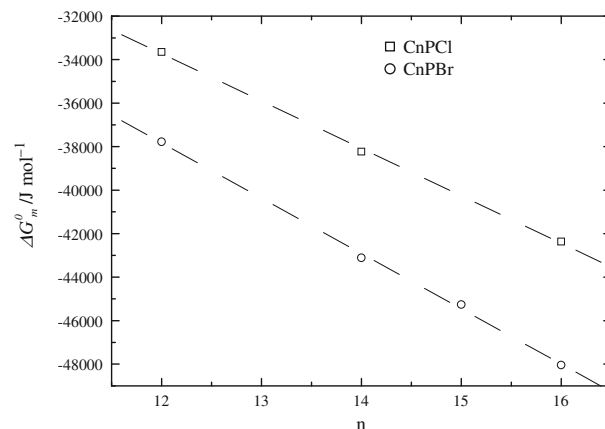


Fig. 8 ΔG_m^0 versus number of carbons for C_nPBr and C_nPCL

$$\Delta H_m^0 = \Delta H_m^* + T_c \Delta S_m^0 \quad (5)$$

where T_c is the so-called compensation temperature and its value is a measure of desolvation of the chain of surfactant molecule and ΔH_m^* is the intercept and a measure of the aggregation of the chains to make up the micelle.

In Fig. 9, ΔH_m^0 versus ΔS_m^0 was plotted for the C15PBr, C16PBr and C16PCL water solutions systems. The parallelism among the linear fitted straights for C15PBr and C16PBr, implies that the slope, T_c , is independent of the length of the hydrophobic chain of the surfactant.

The above-mentioned fact is in agreement with the literature, and both non-ionic and ionic systems, such as octylphenoxietanols [27]. An increase of ΔH_m^* causes a diminution in the stability of the micelle, because ΔG_m^0 increases in the same ratio.

The values of ΔH_m^* for the compounds studied are -45383 , -47940 and -42429 $J\ mol^{-1}$ for C15PBr, C16PBr and C16PCL respectively.

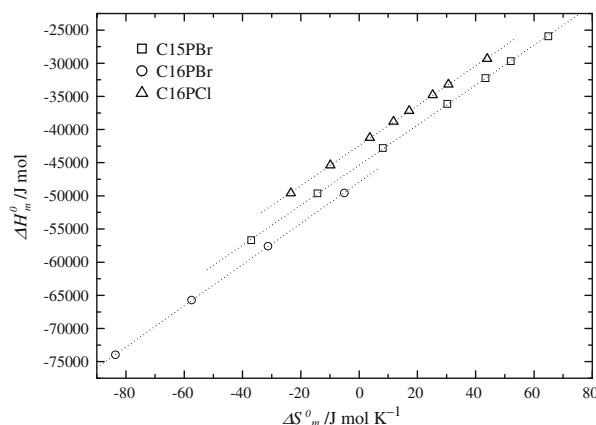


Fig. 9 Enthalpy–entropy compensation plots for C15PBr, C16PBr and C16PCL

Acknowledgements The authors wish to express their thanks for the financial support of the Dirección Xeral de I + D+I of the Xunta de Galicia and the European Regional Development Fund (INCITE07PXI206076ES).

References

- Jönson B, Lindman B, Holmberg K, Kronberg B. Surfactants and polymers in aqueous solution. 1st ed. Chichester: John Wiley and Sons; 1998.
- Galán JJ, González-Pérez A, Del Castillo JL, Rodríguez JR. Thermal parameters associated to micellization of dodecylpyridinium bromide and chloride in aqueous solution. *J Therm Anal Calorim.* 2002;70:229–34.
- Galán JJ, González-Pérez A, Rodríguez JR. Micellization of dodecyltrimethylammonium bromide in aqueous solution: thermal parameters. *J Therm Anal Calorim.* 2003;72:465–70.
- Myers D. Surfactant science and technology. 2nd ed. New York: VHC Publishers; 1992.
- Starks CM, Liotta CL, Halpern MH. Phase transfer catalysis: fundamentals, applications and industrial perspectives. 1st ed. London: Chapman and Hall; 1994.
- Goworek J, Agnieszka K, Gac W, Borówka A, Kusak R. Thermal degradation of CTAB in AS-synthesized MCM-41. *Therm Anal Calorim.* 2009;96(2):375–82.
- Liu R, Yang J, Sun C, Wu X, Li L, Su B. Study on the interaction between nucleic acids and cationic surfactants. *Colloid Surf B.* 2004;34:59–63.
- Kozak M, Domka L, Jurga S. Interactions of cationic surfactants with DPPC. *J Therm Anal Calorim.* 2007;88(2):395–9.
- Trikalitis PN, Rangan KK, Bakas T, Kanatzidis MG. Single-crystal mesostructured semiconductors with cubic $Ia\bar{3}d$ symmetry and ion-exchange properties. *J Am Chem Soc.* 2002;124(41):12255–60.
- Eisenschmidt K, Lanio T, Simoncsits A, Jeltsch A, Pingoud V, Wende W, et al. Developing a programmed restriction endonuclease for highly specific DNA cleavage. *Nucleic Acids Res.* 2005;33:7039–47.
- Mishraa A, Beheraa RK, Mishrab BK, Beherab GB. Dye-surfactant interaction: chain folding during solubilization of styryl pyridinium dyes in sodium dodecyl sulfate aggregates. *J Photochem Photobiol A.* 1999;121(1):63–73.
- Ghosh KK, Roy S. Thermodynamics of micelle formation of some cationic surfactants as a function of temperature and solvent. *Indian J Chem B.* 1998;37(9):875–80.
- Monk CB. Electrolytic dissociation. 1st ed. London: Academic Press; 1961.
- Skerjanc J, Kogej K, Cerar J. Equilibrium and transport properties of alkylpyridinium bromides. *Langmuir.* 1999;15:5023–8.
- Fujio K, Mitsui T, Kurumizawa H, Tanaka Y, Uzu Y. Solubilization of water-insoluble dye in aqueous solutions of alkylpyridinium bromides and its relation to micellar size and shape. *Colloid Polym Sci.* 2004;282:223–9.
- Gharibi H, Palepu R, Bloor DM, Hall DG, Wyn-Jones E. Electrochemical studies associated with micellization of cationic surfactants in ethylene glycol. *Langmuir.* 1992;8:782–7.
- Malsch J, Hartley G. The wien effect of a long-chain salt in aqueous solutions and for short impact duration of practical alterations of measurement. *Z Phys Chem.* 1934;170:321–36.
- Moliner I, Sierra ML, Valientes M, Rodenas E. Physical properties of cetylpyridinium chloride micelles and their behaviour as reaction media. *J Chem Soc Faraday Trans.* 1996;92:59–63.
- Chen LJ, Lin SY, Huang CC. Effect of hydrophobic chain of surfactants on enthalpy-entropy compensation of micellization. *J Phys Chem B.* 1998;102:4350–6.
- Galán JJ, González-Pérez A, Seijas JA, Uriarte E, Rodríguez JR. Effect of counterion on thermodynamic micellar properties of tetradecylpyridinium in aqueous solution. *Colloid Polym Sci.* 2005;283:456–60.
- Zielinsky R, Ikeda S, Nomura H, Kato S. Adiabatic compressibility of alkyltrimethylammonium bromides in aqueous solution. *J Colloid Interface Sci.* 1987;119:398–408.
- González-Pérez A, Czapkiewicz J, Del Castillo JL, Rodríguez JR. Micellar behaviour of tetradecyldimethylbenzylammonium chloride in water-alcohol mixtures. *J Colloid Interface Sci.* 2003;262(2):525–30.
- Moroi Y. Micelles: theoretical and applied aspects. New York: Plenum Press; 1992.
- Mehrian T, Keizer A, Korteweg AJ, Lyklema J. Thermodynamics of micellization of n-alkylpyridinium chlorides. *Colloids Surf A.* 1993;71:255–67.
- Muller N. Temperature dependence of critical micelle concentrations and heat capacities of micellization for ionic surfactants. *Langmuir.* 1993;9(1):96–100.
- Sugihara G, Hisatomi M. Enthalpy-entropy compensation phenomenon observed for different surfactants in aqueous solution. *J Colloid Interface Sci.* 1999;219:31–6.
- Tartar HV. CMC of aqueous solutions of paraffin chain salts regarded as a function of thickness of ionic atmosphere. *J Colloid Sci.* 1962;17(3):243–8.